



URBAN
INSTITUTE



*Multi-site Evaluation of the
Serious and Violent Offender
Reentry Initiative:
Update for Federal Sponsors*

Pamela K. Lattimore, Ph.D.

Christy A. Visher, Ph.D.

July 2005

NIJ 2004-RE-CX-0002

Overview

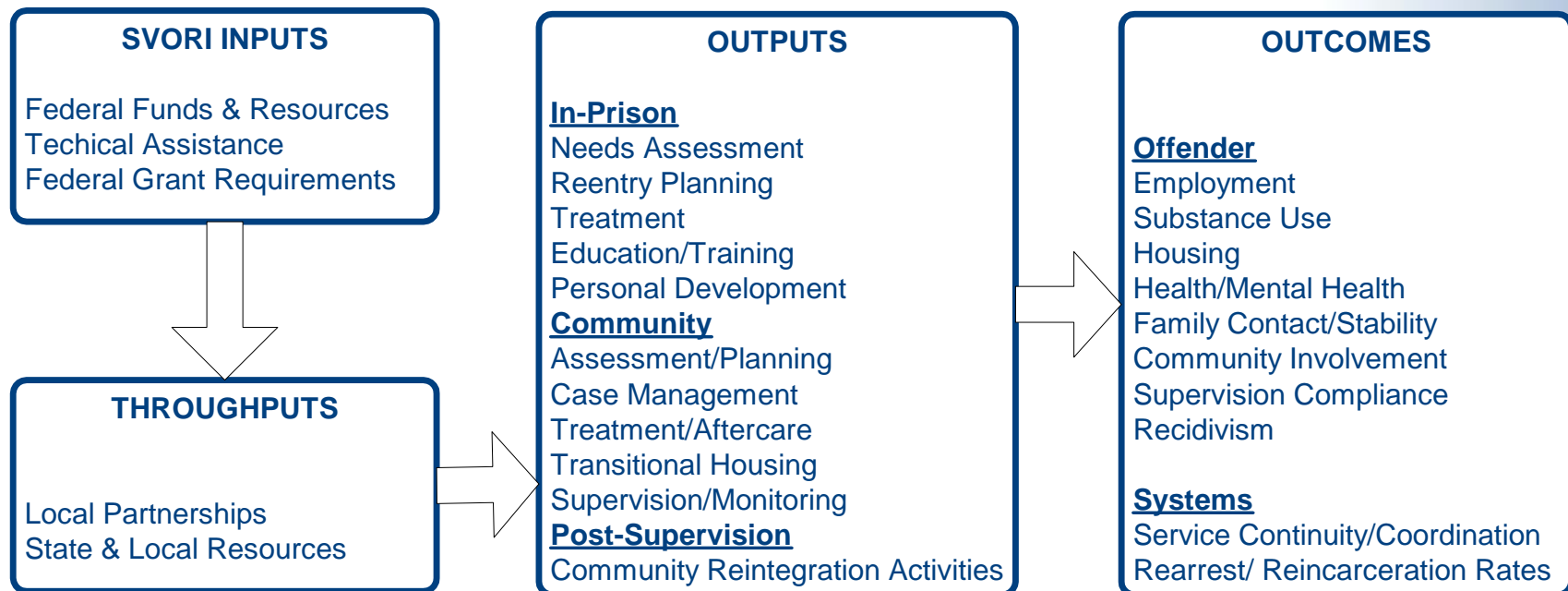
■ The Reentry Problem

- ◆ More than 650,000 of the more than 2 million people incarcerated in the US are released each year, including 450,000 to parole
- ◆ Within 3 years of release
 - Two-thirds will have been rearrested
 - More than half will have returned to prison

■ SVORI as a Federal Response

- Collaborative Federal effort to improve reentry outcomes in the areas of criminal justice, employment, education, health and housing
- Funded by Education, Health and Human Services, Housing and Urban Development, Justice, and Labor

SVORI Logic Model



SVORI Funding & Components

- 69 grantees received more than \$110 million to develop or expand programs offering integrated supervision and services to offenders
 - ◆ Some states have two grants—one adult, one juvenile
 - ◆ Some sites have multiple programs—for a total of 89 SVORI Programs
- SVORI programs
 - **Target supervised adult & juvenile populations**
 - **Incorporate partnerships** among state and local agencies to provide comprehensive services to prisoners returning to the community
 - **Are locally designed** to meet local needs and organizational capabilities

The Multi-site SVORI Evaluation

- **GOAL:** “...determine whether the selected programs have accomplished the overall goal of the Reentry Initiative—increasing public safety by reducing recidivism among the populations served by the program—and determine the relative costs and benefits of the program.”
- Evaluation Components
 - ◆ **Implementation Assessment** to document implementation of SVORI, including targeted populations, program elements, and agencies involved
 - ◆ **Impact Evaluation** to determine the extent to which SVORI improves access to services, improves employment and health outcomes, and reduces criminal behavior of returning criminals
 - ◆ **Cost-Benefit Evaluation** to determine whether SVORI cost effective
 - ◆ **Dissemination** to produce useful products throughout the evaluation

Implementation Assessment Update

- Two rounds of surveys have been conducted with the SVORI Program Directors
 - ◆ Results of the 2004 survey were used in the *National Portrait of SVORI*, the Multi-site Evaluation's preliminary assessment of all 69 sites
 - ◆ Results of the 2005 survey are being used to produce short reports on specific topics, *Reentry Research in Action: Findings from the Field*
 - ◆ Results from both surveys are used to post information on the individual programs on www.svori-evaluation.org
- The final survey of Program Directors will be conducted in early 2006 and will focus on sustainability and 'lessons learned'
- Annual site visits are being conducted in sites where offender interviews are being conducted; second round in progress now

Implementation: SVORI Programs Are Using Innovative Strategies

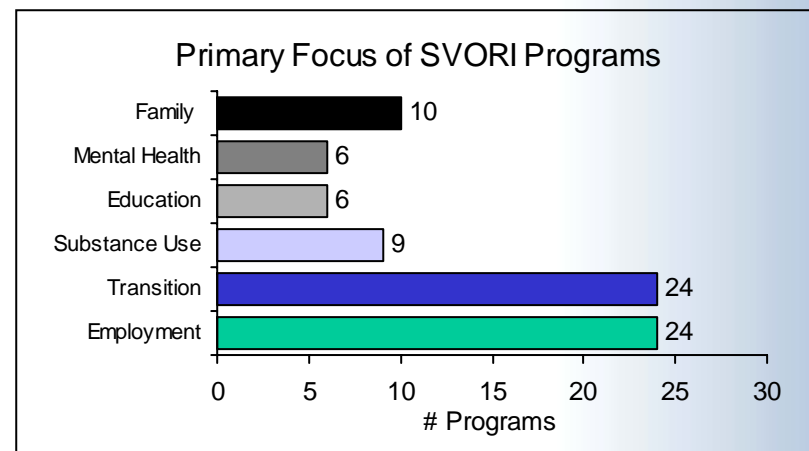
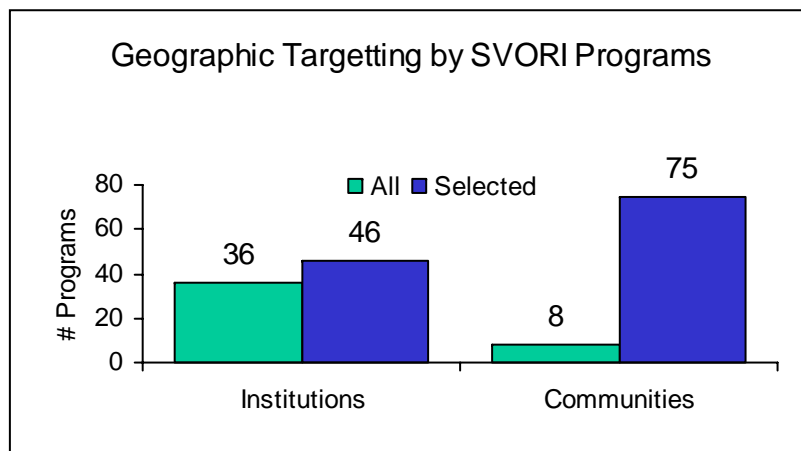
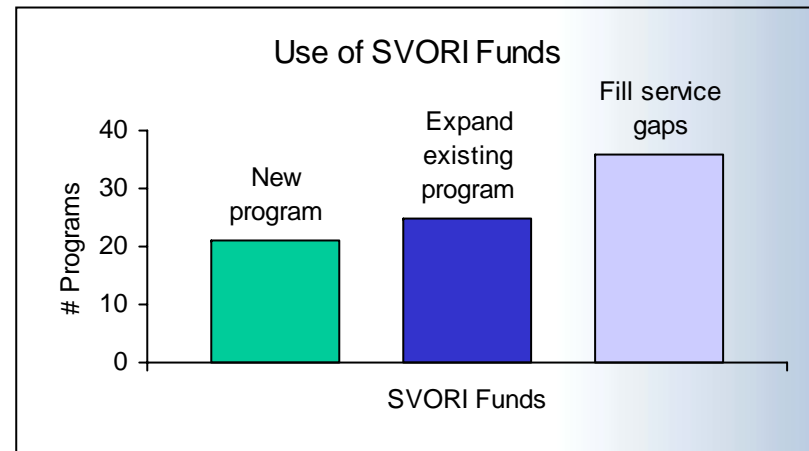
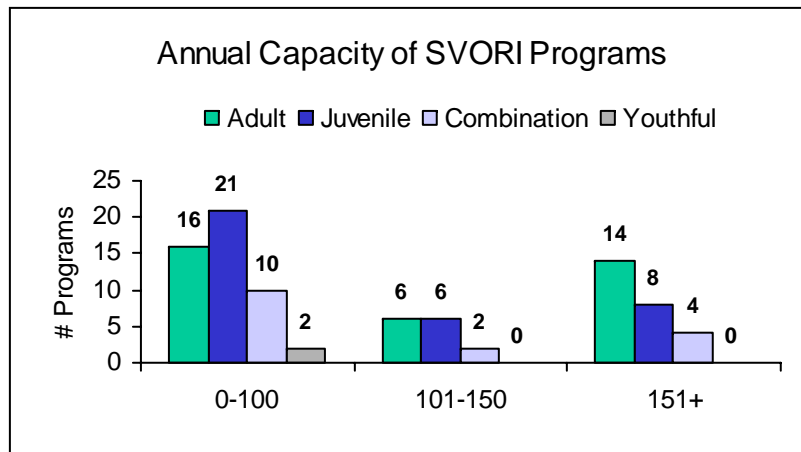
- Building service provider networks in the community
- Using data to support strategic decisions
- Implementing reentry curricula
- Using Community-Based Organizations (CBOs)
- Using community accountability panels
- Using graduated sanctions
- Establishing reentry courts
- Introducing video-conferencing
- Involving multiple participants
 - ◆ Faith-based organizations
 - ◆ Families
 - ◆ Law enforcement
 - ◆ Mentors
 - ◆ Offenders
 - ◆ Victims

Implementation: Programs Taking A Variety Of Approaches To Reentry

- Considerable variability in the programmatic emphasis on the pre-release phase
 - ◆ Duration (and point of entry)
 - ◆ Pre-release planning and community involvement
 - ◆ “Standardized” curriculum vs. individual tailoring
 - ◆ Use of a pre-release facility for programming
- Also variability in the approach to service coordination
 - ◆ “Transition team” (“reaching out”) approach
 - ◆ “Reaching in” of community providers
- And, variability in the involvement of community
 - ◆ Accountability panel
 - ◆ Involvement of faith-based agencies in monitoring
 - ◆ Mentoring

Implementation: Selected Findings

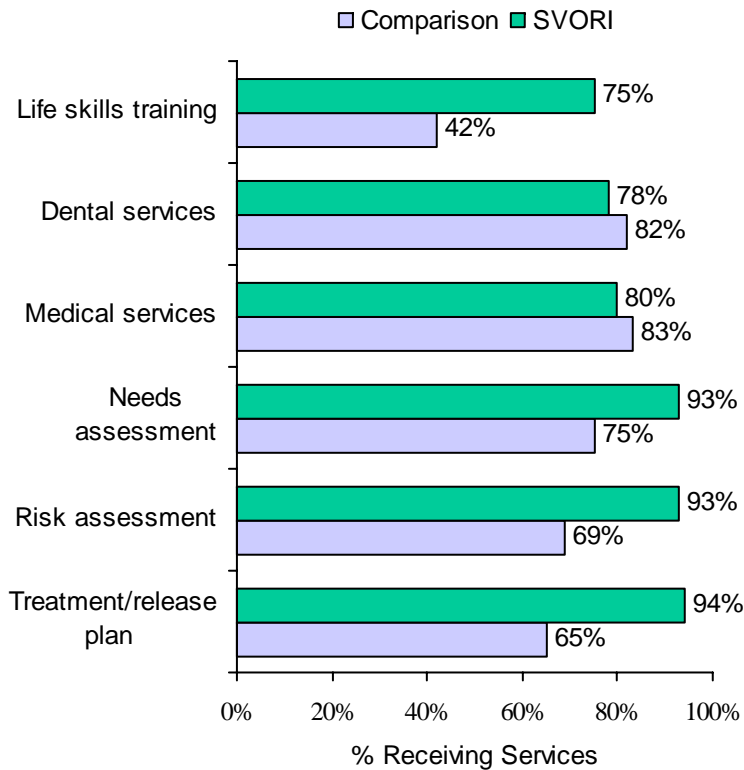
SVORI Program Director Survey, 2005



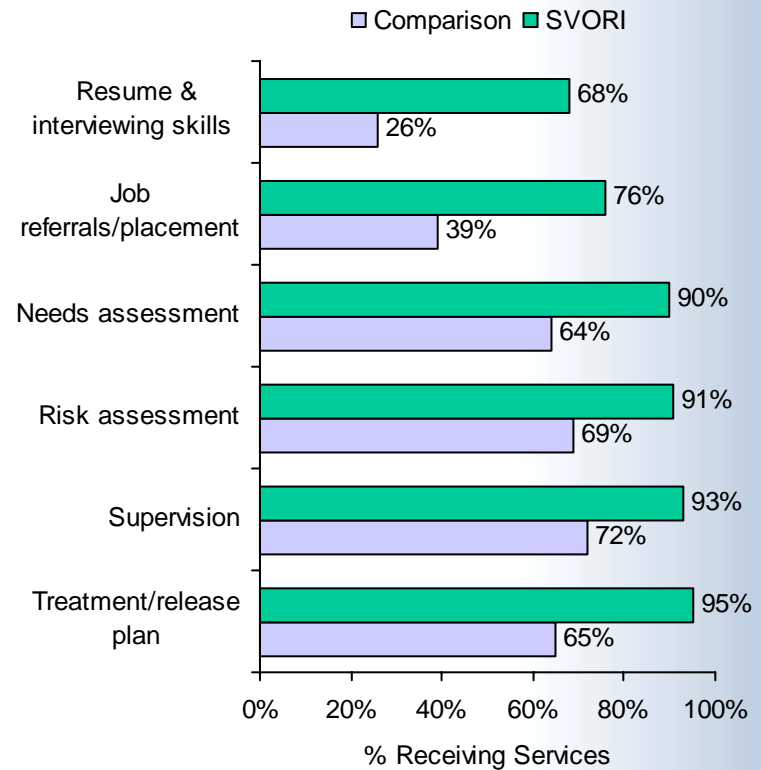
Most Common Services

SVORI Program Director Survey, 2005

Most Common Services Pre-Release



Most Common Services Post-Release



SVORI Multi-site Impact Evaluation

■ **Goal:** Determine the extent to which SVORI

- ◆ Improves access to appropriate, comprehensive, integrated services
- ◆ Improves employment, health, and personal functioning
- ◆ Reduces criminal activity

■ **Structure:** Longitudinal

- ◆ Interviews: baseline in prison; 3-, 9- and 15-months post release
- ◆ Oral fluids drug tests (3 and 15)
- ◆ Administrative data from Departments of Corrections, Juvenile Justice agencies, law enforcement, and the ESC

■ **Subjects**

- ◆ Men, women and boys
- ◆ SVORI participants in 16 programs in 14 states
- ◆ Comparison subjects
 - Random assignment: 2 programs
 - Locally constructed comparison groups for remaining programs
- ◆ Expected enrollment (baseline)
 - 2500-2600 Men & Women
 - 400-500 Boys

Impact Evaluation Will Measure Individual Outcomes

- **Self Sufficiency & Quality of Life**
 - ◆ Employment
 - ◆ Housing
 - ◆ Family (including contacts, stability & child custody/support)
 - ◆ Community Involvement
- **Health**
 - ◆ Substance Use (sobriety & relapse prevention)
 - ◆ Physical Health
 - ◆ Mental Health
- **Reduced Criminality**
 - ◆ Supervision Compliance
 - ◆ Reoffending
 - ◆ Rearrest
 - ◆ Reconviction
 - ◆ Reincarceration

Impact Evaluation States* Are Geographically Distributed

- Northeast (2 states)
 - ◆ Maine
 - ◆ Pennsylvania
- Midwest (5 states)
 - ◆ Kansas (adult & juvenile)
 - ◆ Indiana
 - ◆ Iowa
 - ◆ Missouri
 - ◆ Ohio
- South (4 states)
 - ◆ Florida (juvenile only)
 - ◆ Maryland
 - ◆ Oklahoma
 - ◆ South Carolina (adult & juvenile)
- West (3 states)
 - ◆ Colorado (juvenile only)
 - ◆ Nevada
 - ◆ Washington

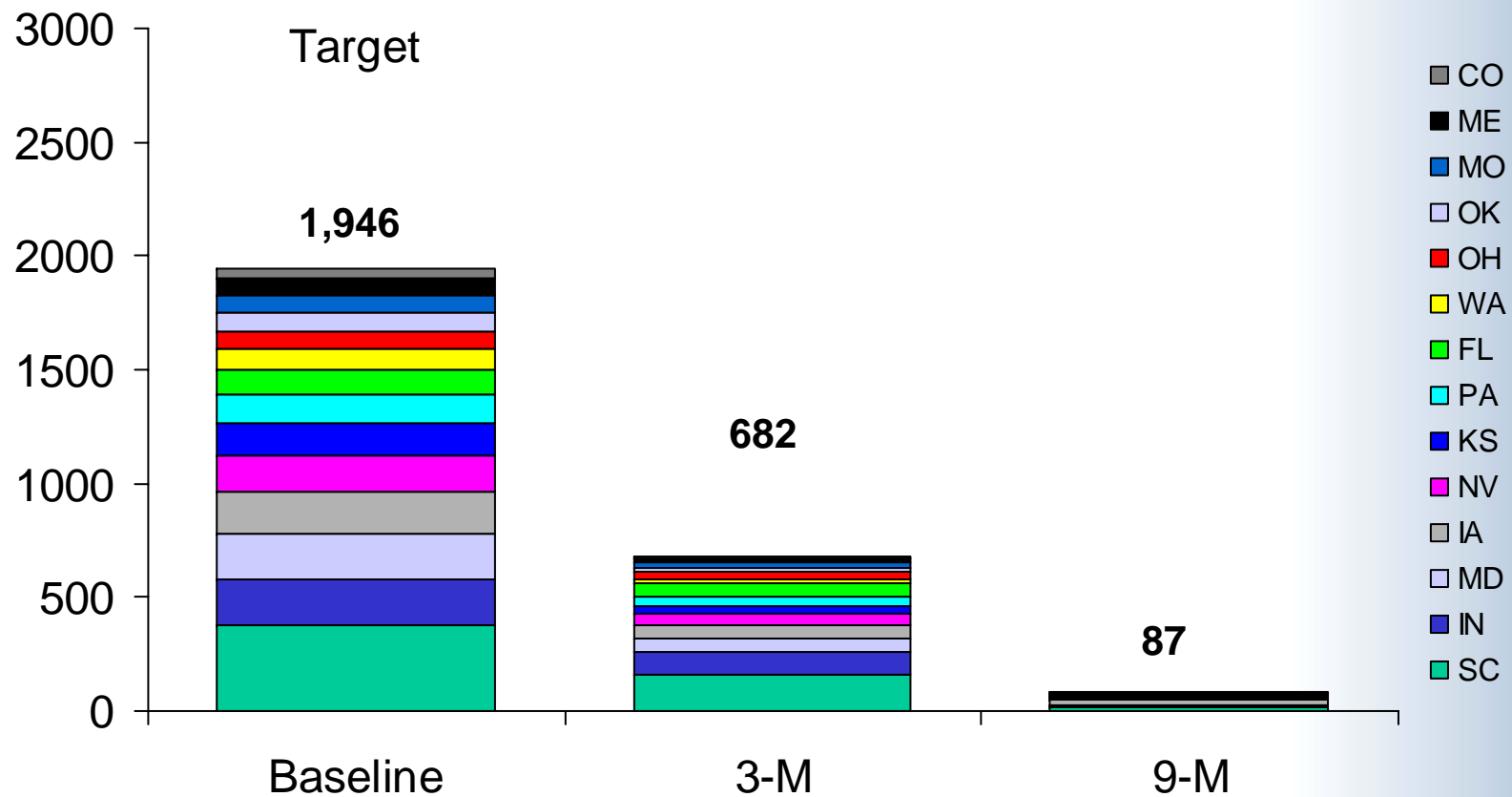
***Adult only unless noted; Maine juvenile and Virginia adult programs were dropped from original list because of case flow & logistical issues.**

Offender Interview Data Collection Schedule

- Baseline: August 2004-November 2005
- 3-month follow up: November 2004 – May 2006
- 9-month follow up: June 2005 - November 2006
- 15-month follow up: November 2005 - May 2007
- NOTE: interview 'window' is +/- one month

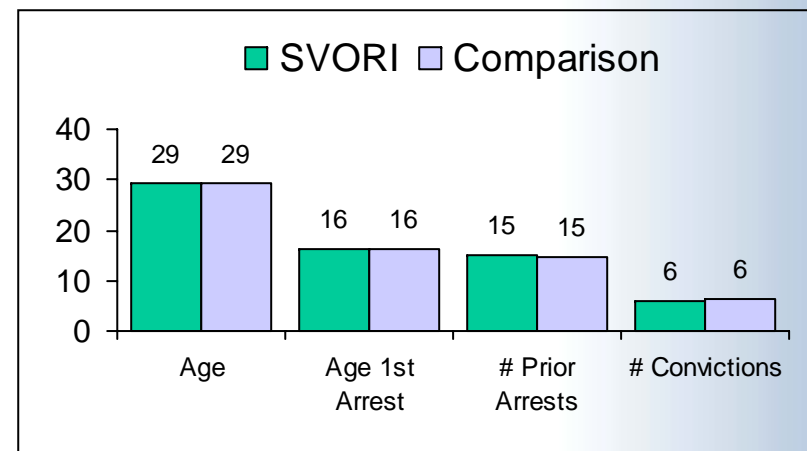
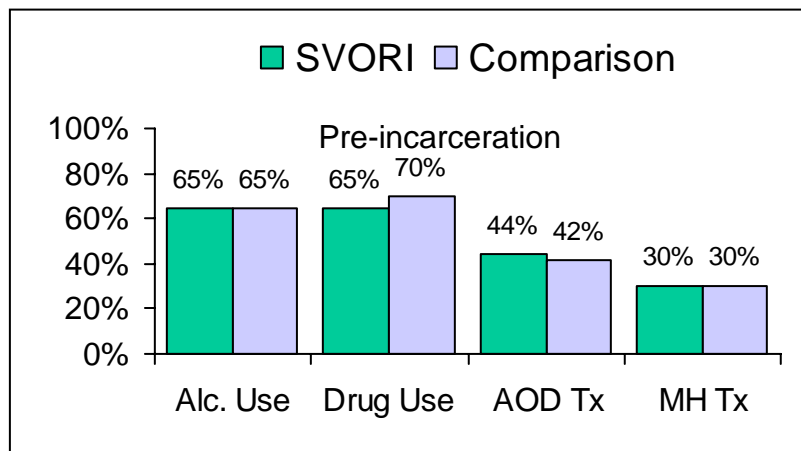
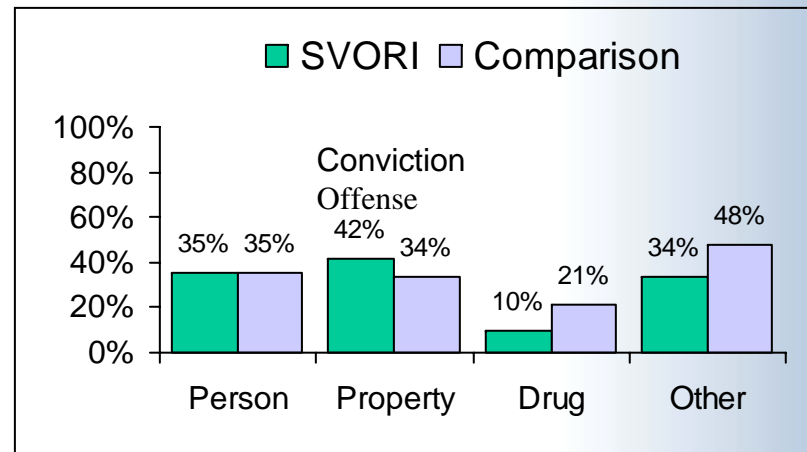
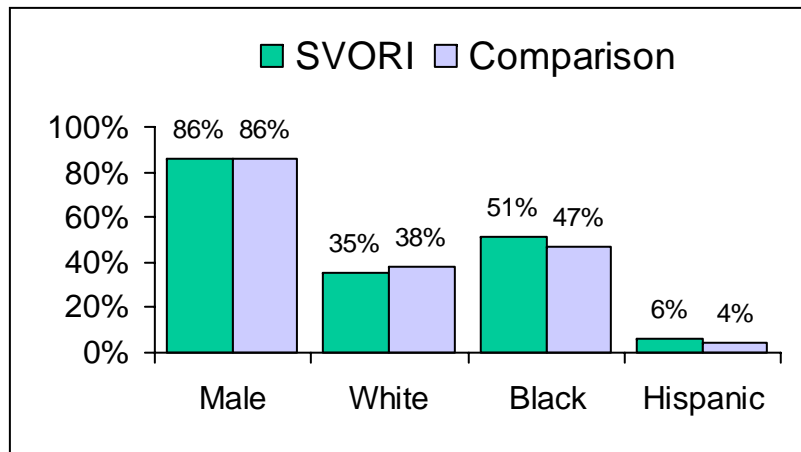
Completed Interviews by State

(July 14, 2005)



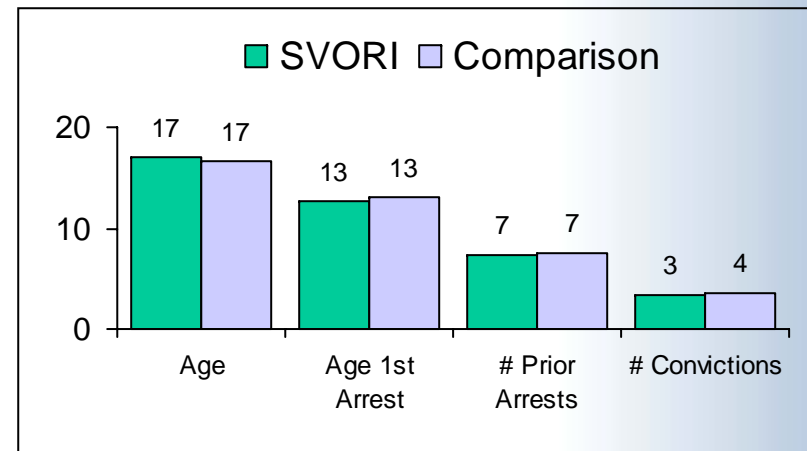
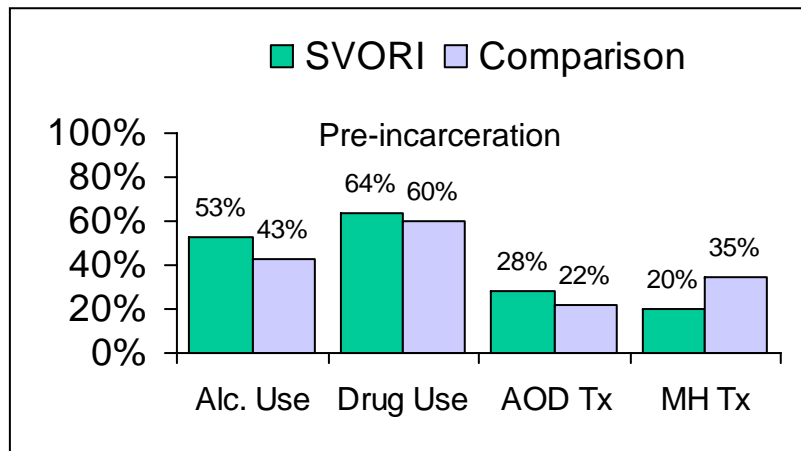
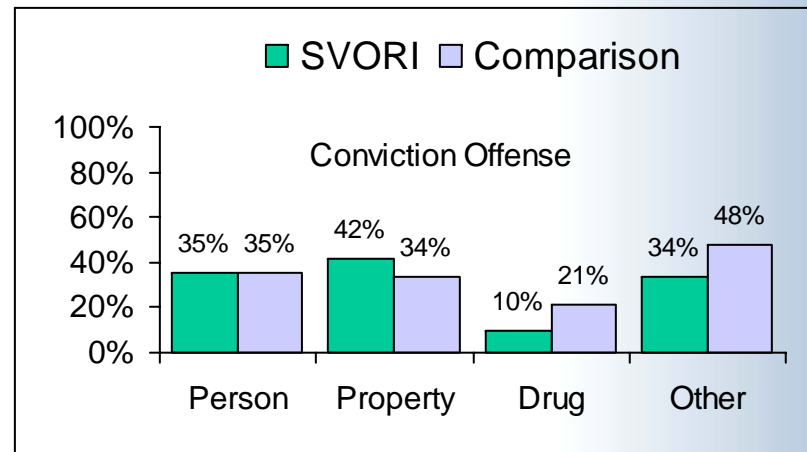
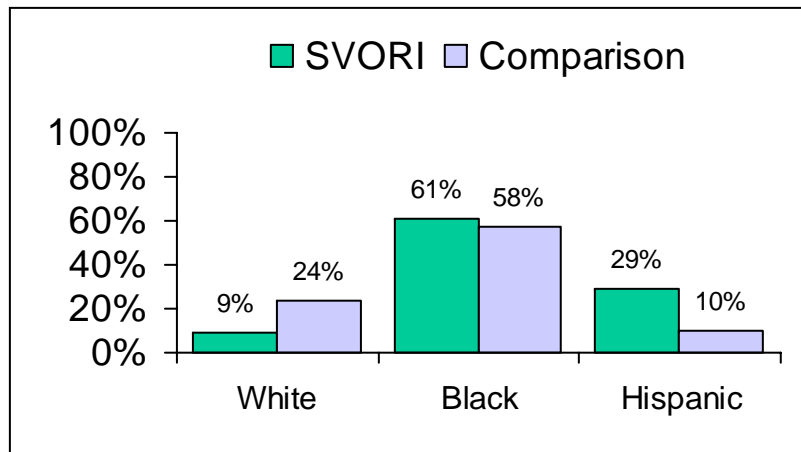
SVORI Adult Impact Sample

(as of 4/21/2005; N = 1,310)



SVORI Juvenile Impact Sample

(as of 4/21/2005; N = 192)



Other SVORI Activities

- Cost-Benefit Study
 - ◆ Sites tentatively identified (subset of impact sites)
 - ◆ Pilot data collection is underway
 - ◆ Data collection will begin this fall
- Dissemination
 - ◆ *National Portrait of SVOR Initiative (July 2004)*
 - ◆ *Reentry Research in Action (2 in July 2005; others planned)*
 - ◆ Conference presentations (including ASC, ACA, JRSA)
 - ◆ Website
 - ◆ Manuscripts

Next Steps

- Implementation Assessment
 - ◆ Site visits to impact sites (Fall 2005)
 - ◆ Field third & final PD interview (early 2006)
- Impact Evaluation
 - ◆ Complete baseline data collection (November 2005)
 - ◆ Complete follow-up data collection (June 2007)
 - ◆ Analyze & report findings
- Cost-Benefit Study
 - ◆ Finalize protocol
 - ◆ Begin data collection (Fall 2005-early 2006)
- Dissemination
 - ◆ Continue to publish *Reentry Research in Action: Findings from the Field*
 - ◆ Upload data from second Program Director survey to the website
 - ◆ Publish & present

www.svori-evaluation.org