



URBAN  
INSTITUTE



# *Profiling Multi-faceted Reentry Programs Using Service Bundle Scores*

Pamela K. Lattimore, Ph.D.  
University of South Carolina  
Research Triangle Institute

Justice Research and Statistics Association  
October 2005

NIJ 2004-RE-CX-0002

# Issue

- Measuring service delivery when the intervention
  - ◆ Involves multiple services & programs
  - ◆ Varies in the proportion of participants who receive each service (either because of “need” or availability)
  - ◆ Is implemented in locations where comparison subjects receive some of the same services
  - ◆ Varies when implemented in multiple sites

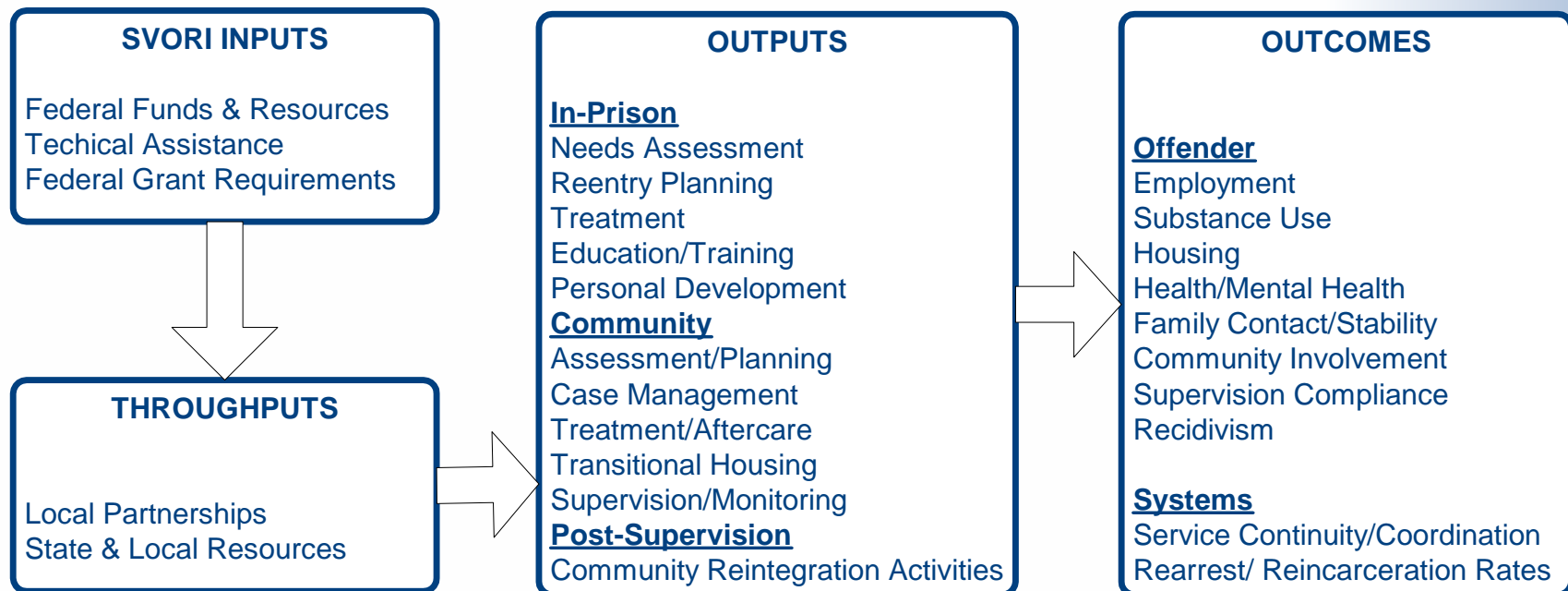
# Context

- Multi-site Evaluation of the Serious & Violent Offender Reentry Initiative (SVORI)
  - ◆ Collaborative Federal effort to improve reentry outcomes in the areas of criminal justice, employment, education, health and housing
  - ◆ Funded by Education, Health and Human Services, Housing and Urban Development, Justice, and Labor
- 69 grantees are running 89 programs that
  - ◆ Target supervised adult & juvenile populations
  - ◆ Incorporate partnerships among state and local agencies to provide comprehensive services to prisoners returning to the community
  - ◆ Are locally designed to meet local needs and organizational capabilities

# The Multi-site SVORI Evaluation

- **GOAL:** “...determine whether the selected programs have accomplished the overall goal of the Reentry Initiative—increasing public safety by reducing recidivism among the populations served by the program—and determine the relative costs and benefits of the program.”
- Evaluation Components
  - ◆ **Implementation Assessment:** document implementation of SVORI, including targeted populations, program elements, and agencies
  - ◆ **Impact Evaluation:** determine the extent to which SVORI improves access to services and employment and health outcomes, and reduces criminal behavior of returning criminals
  - ◆ **Cost-Benefit Evaluation:** determine whether SVORI is cost effective
  - ◆ **Dissemination:** produce useful products throughout the evaluation

# SVORI Program Logic Model



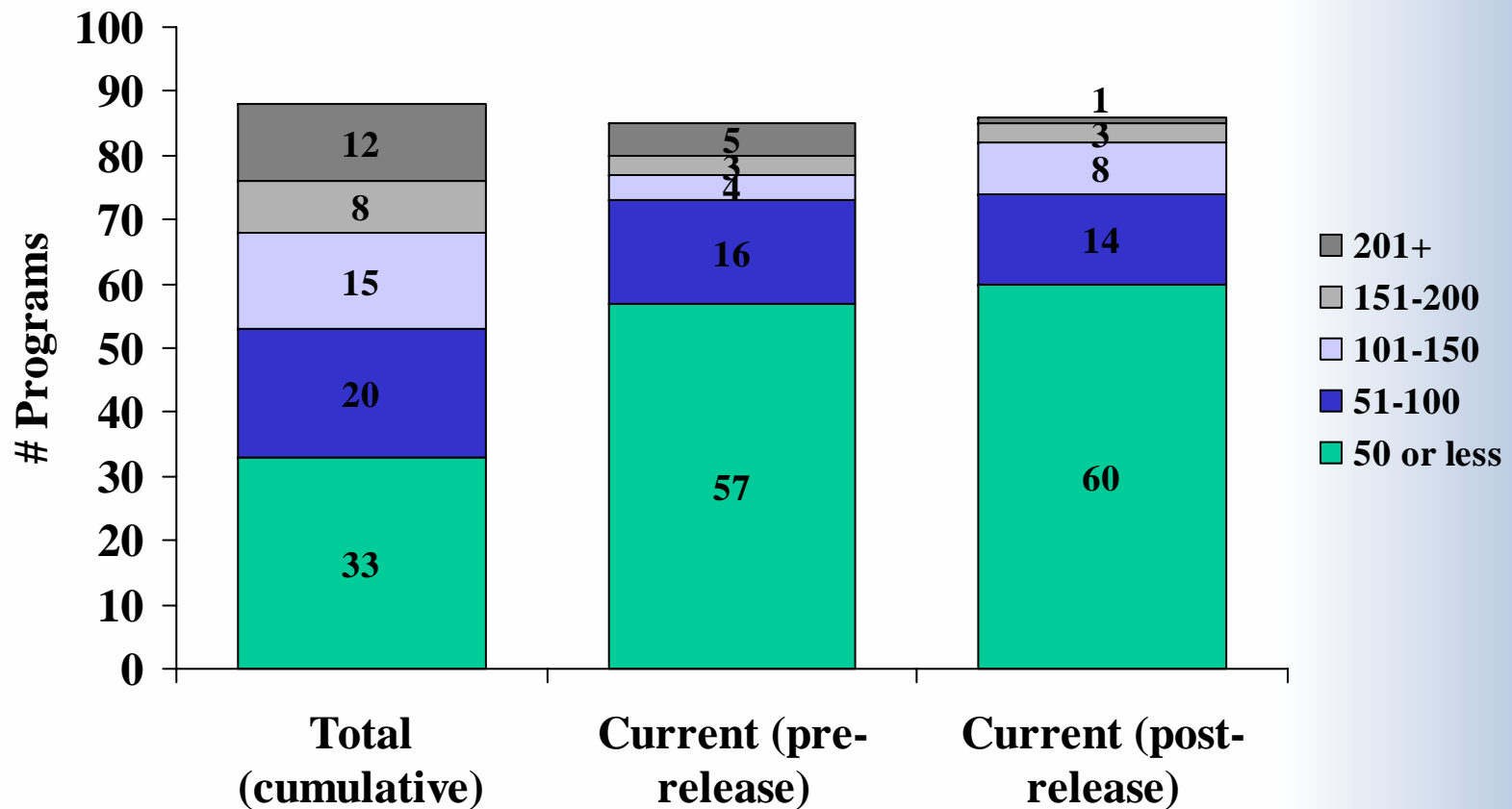
# Implementation Assessment

- Two rounds of surveys conducted with SVORI Program Directors
  - ◆ 2004 survey results were used in the *National Portrait of SVORI*, the Multi-site Evaluation's preliminary assessment of all 69 sites
  - ◆ 2005 survey results are being used to produce short reports on specific topics, *Reentry Research in Action: Findings from the Field*
  - ◆ Results from both surveys are used to post information on the individual programs on <[www.svori-evaluation.org](http://www.svori-evaluation.org)>
- A final survey of Program Directors will be conducted in early 2006 and will focus on sustainability and 'lessons learned'
- Annual site visits are being conducted in impact sites where offender interviews are being conducted

# Programs Are Taking A Variety Of Approaches To Reentry

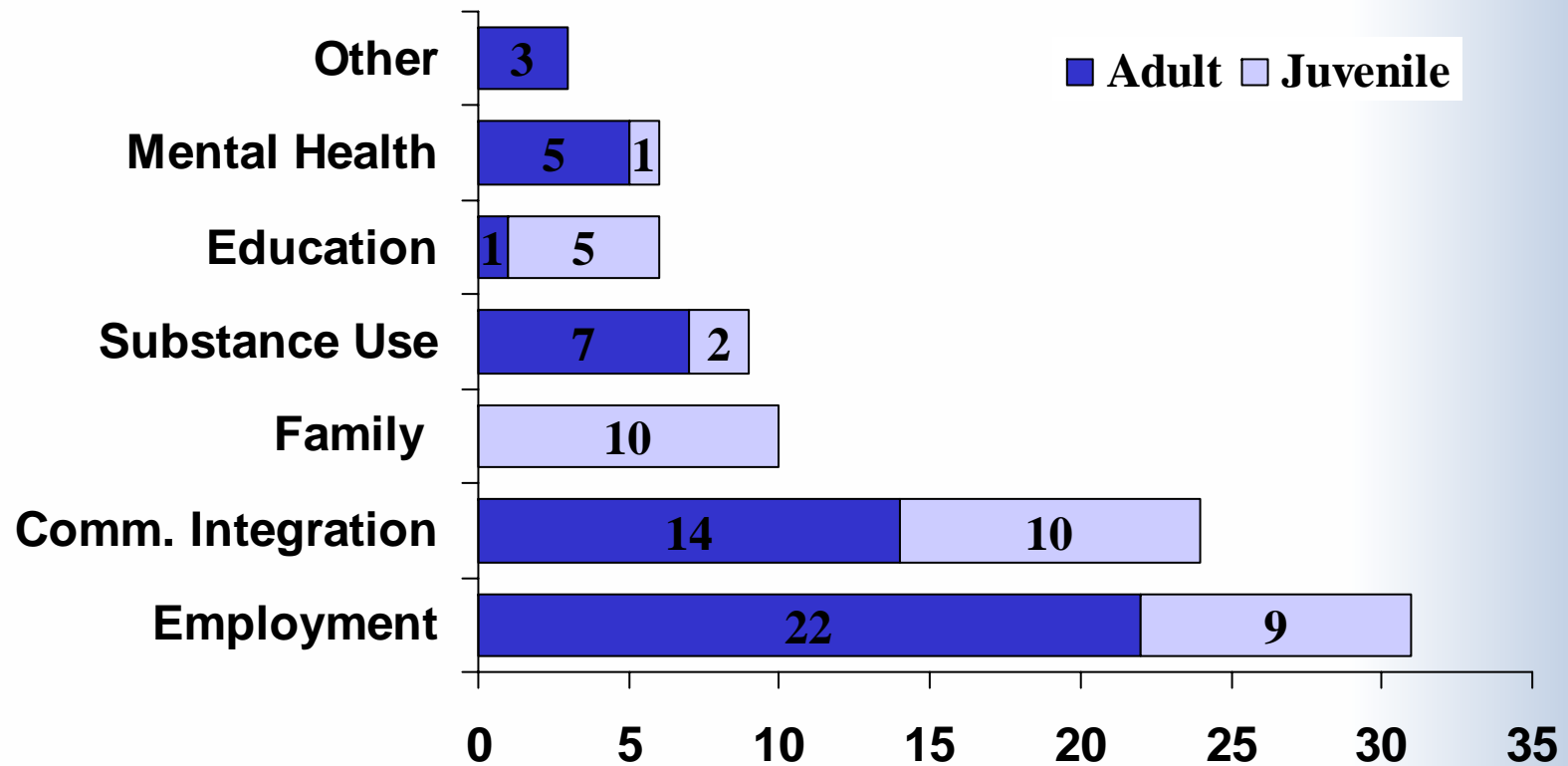
- Variability in programmatic emphasis in the pre-release phase
  - ◆ Duration (and point of entry)
  - ◆ Pre-release planning and community involvement
  - ◆ “Standardized” curriculum vs. individual tailoring
  - ◆ Use of a pre-release facility for programming
- Variability in approach to service coordination
  - ◆ “Transition team” (“reaching out”) approach
  - ◆ “Reaching in” of community providers
- Variability in community involvement
  - ◆ Accountability panels
  - ◆ Involvement of faith-based agencies in monitoring
  - ◆ Mentoring

# Many SVORI Programs Are Small



Source: 2005 SVORI Program Director Survey

# Primary Program Focus

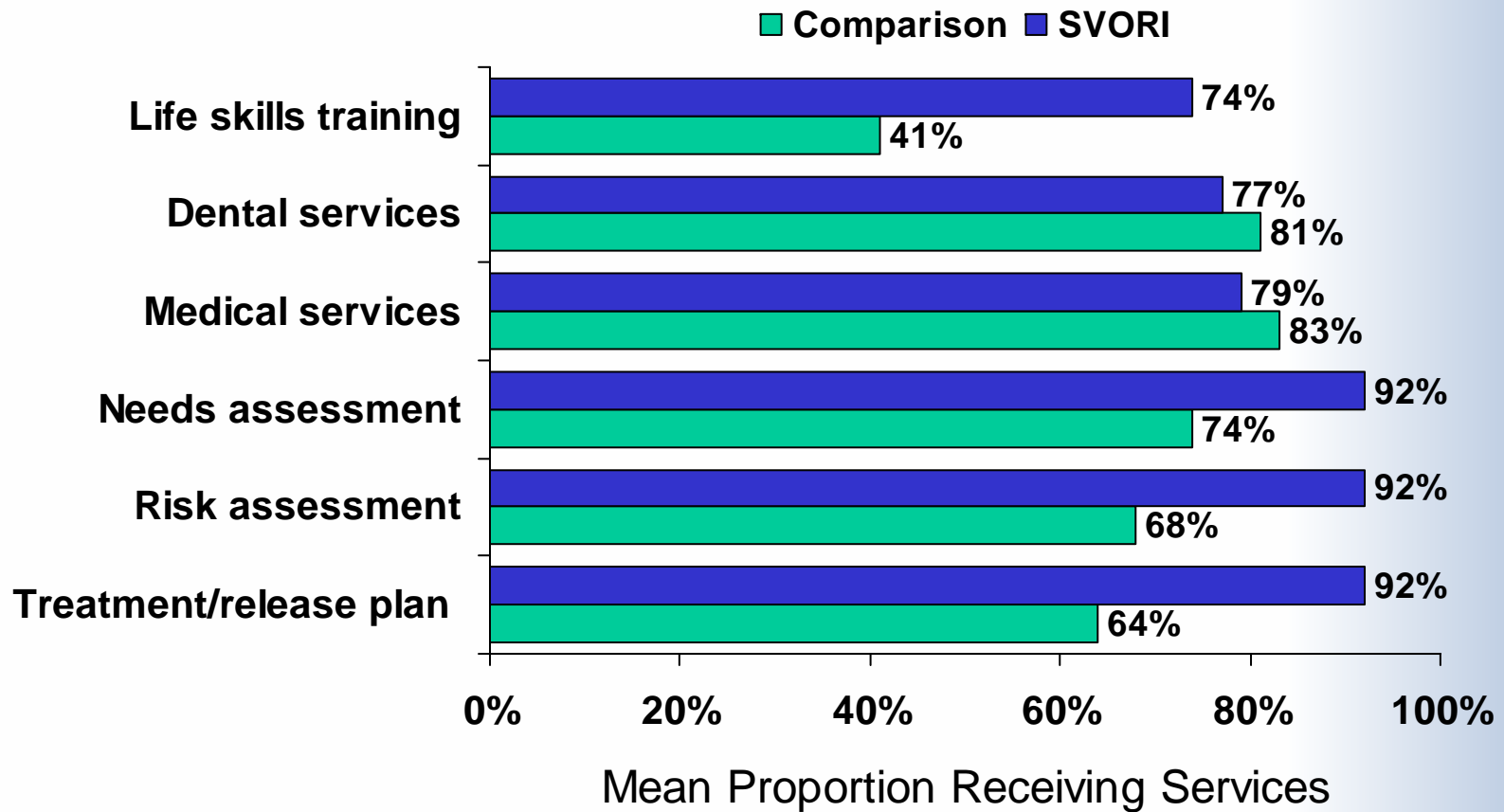


Source: 2005 SVORI Program Director Survey

# SVORI Programs & Services

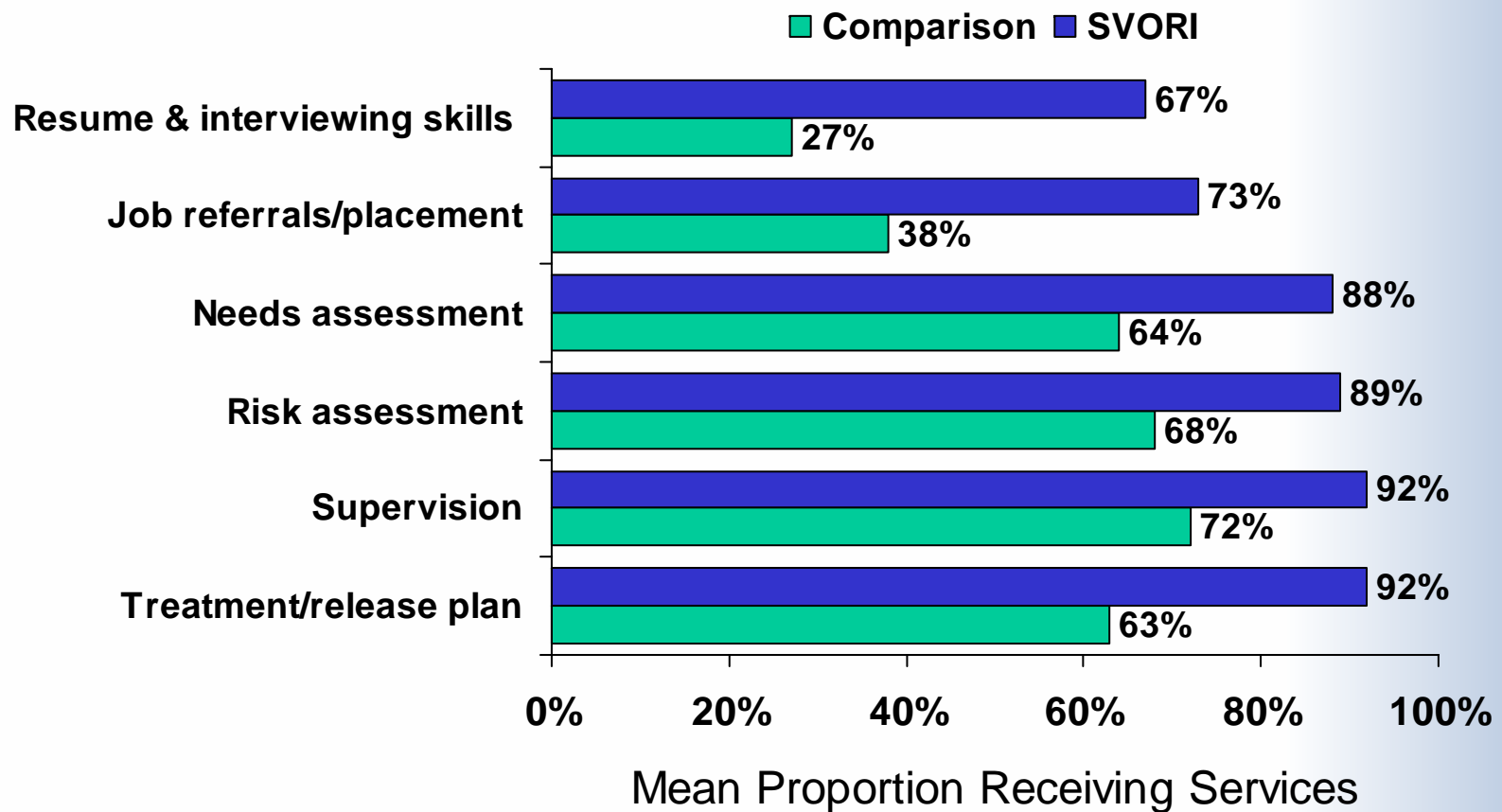
1. Risk assessment
2. Needs assessment
3. Treatment/release plan development
4. Legal assistance
5. Assistance obtaining identification
6. Assistance obtaining benefits
7. Financial support/emergency assistance
8. Peer support groups
9. 1-on-1 mentoring
10. Housing placements/referrals
11. Transportation (post-release only)
12. Comprehensive drug treatment programs
13. AA/NA
14. Counseling sessions
15. Mental health services
16. Anger management/violence counseling
17. Medical services
18. Dental services
19. Education/GED/tutoring/literacy
20. Vocational training
21. Employment referrals/job placement
22. Resume & interviewing skills development
23. Work release program
24. Cognitive skills development/behavior pgm.
25. Life skills training
26. Domestic violence services
27. Parenting skills development
28. Family reunification
29. Family counseling
30. Formal post-release supervision (post only)

# Most Common Pre-release Services (52 Adult Programs Only)



Source: 2005 SVORI Program Director Survey

# Most Common Post-release Services (52 Adult Programs Only)



Source: 2005 SVORI Program Director Survey

# More on Measuring Services

## ■ Challenges

- ◆ Each program offers a unique combination of numerous services and programs
- ◆ Comparison subjects are also receiving services and programs (“the status quo”)

## ■ Proposed solution: Service bundles

- ◆ Service bundles measure categories of services targeting specific needs
- ◆ Service bundles take into account proportion of offenders in SVORI programs or comparison groups who receive specified service
- ◆ Measures developed from data from second PD survey

# SVORI Service Bundle Measures

- Program Directors were asked to identify the proportion of SVORI participants & comparable non-participants who were receiving each of the services/programs
  - ◆ None
  - ◆ 1-25%
  - ◆ 26-50%
  - ◆ 51-75%
  - ◆ 76-99%
  - ◆ 100%

$$B_j = \left( \frac{\sum_{i=1}^{N_j} m_i}{N_j} \right) \times 100$$

where  $m_i$  = midpoint of proportion receiving service  $i$  in bundle  $j$ ;  
 $N_j$  is number services in bundle  $j$

# Service Bundle Score Characteristics

- Service Bundle Score is the average percentage of subjects receiving all of the services in the bundle
- Scores have two dimensions
  - ◆ Number of services/programs included
  - ◆ Proportion of group receiving each individual program
- Thus, if there were two services/programs a score of 50 could be attained if, e.g.,
  - ◆ 100% receive one of the services; 0% receive the other
  - ◆ 50% receive each of the services (not necessarily the same 50%)

# Service Bundle Scores

## Caveats & Benefits

### ■ Caveats

- ◆ If a program doesn't provide one of the services, this "0" will lower the total bundle score (even if similar services are being provided)
- ◆ If a service is not universally needed, less than "all" will receive the service (presumably) even though everyone who needed the service may have received it
- ◆ Bundle scores accord each service or program contained within it equal status—which is unlikely to be strictly true.

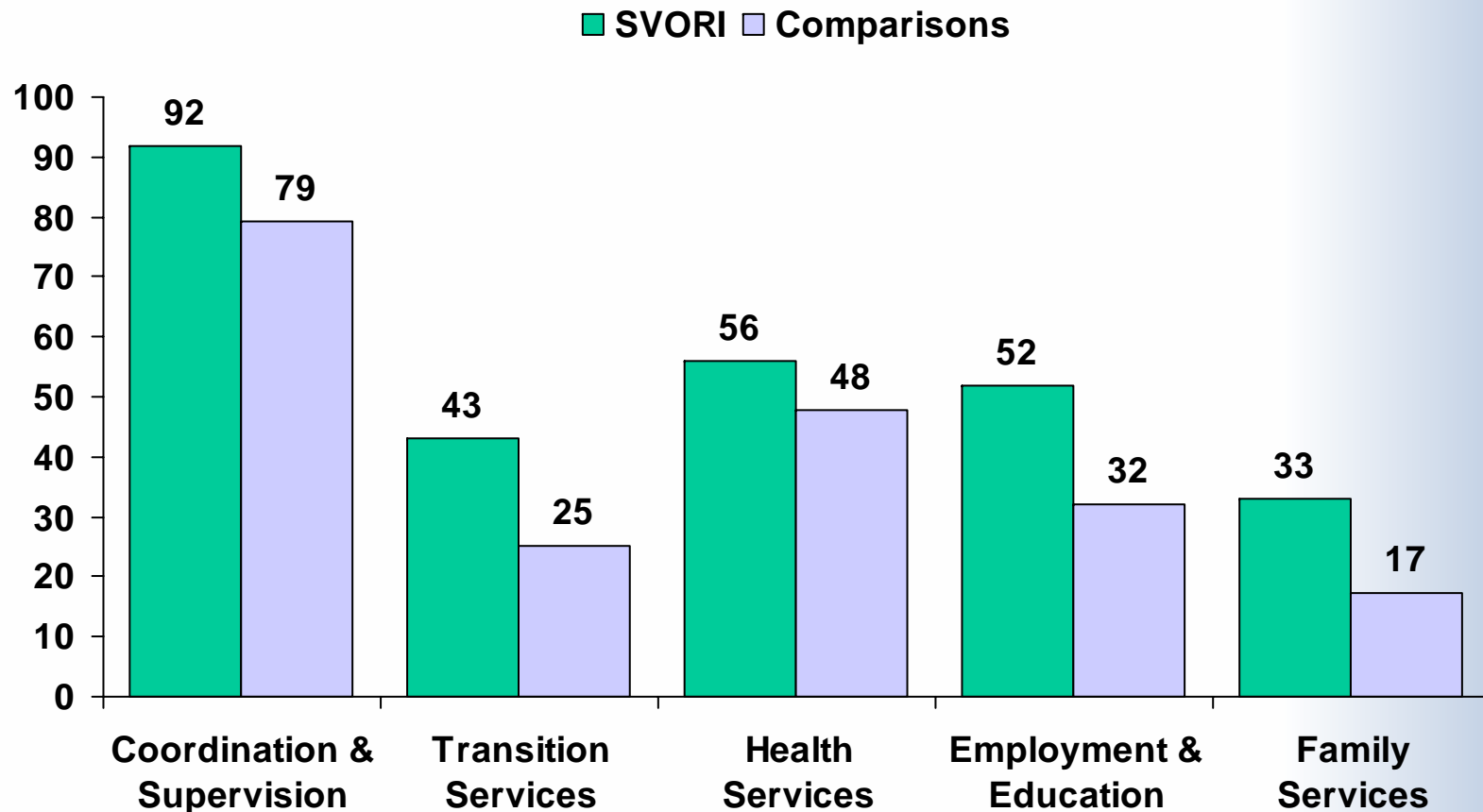
### ■ Benefits

- ◆ Reduce 28 pre-release program indicators to 5 measures & 30 post-release program indicators to 5 measures (58→10)
- ◆ Bundle scores take into account more information than a simple index that sums over whether services are provided at all

# SVORI Service Bundles

- **Coordination & Supervision:** risk assessment, needs assessment, treatment/release plan, and (post-release only) supervision
- **Transition Services:** legal, id assistance, benefits assistance, financial support/ emergency assistance, peer support, mentoring, housing, and (post-release only) transportation
- **Health Services:** AA/NA, counseling, comprehensive AOD treatment, mental health, medical, dental, anger mgmt/violence counseling
- **Employment/Education/Skills Building:** education/GED/ tutoring/literacy, vocational training, employment referral/job placement, resume/interviewing skills, work release, cognitive skills development, life skills
- **Family Services:** parenting skills, family counseling, family reunification, domestic violence services

# Adult Pre-release Programs (N = 52) Service Bundle Scores (0 – 100)



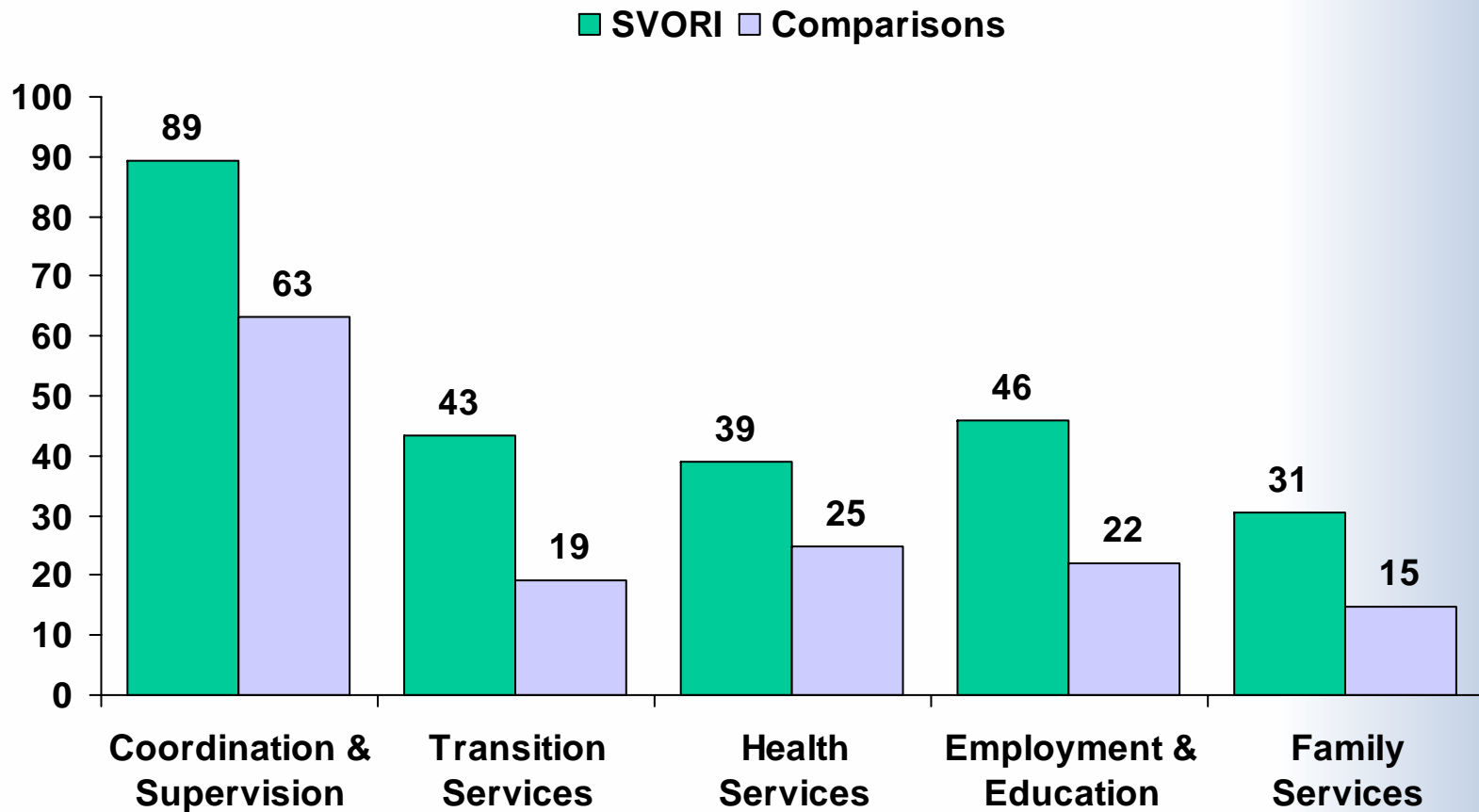
# Adult Pre-release Service Bundles

## Range of Scores

	SVORI Participants			Non-participants		
	Minimum	Mean	Maximum	Minimum	Mean	Maximum
Coordination & Supervision	9	92	100	0	79	100
Transition Services	0	43	95	2	25	77
Health Services	7	56	95	11	48	82
Employment & Education	2	52	86	0	32	86
Family Services	0	33	100	0	17	69

# Adult Post-release Programs (N = 52)

## Service Bundle Scores (0 – 100)



# Adult Post-release Service Bundles

## Range of Scores

	SVORI Participants			Non-participants		
	Minimum	Mean	Maximum	Minimum	Mean	Maximum
<b>Coordination &amp; Supervision</b>	0	89	100	0	63	100
<b>Transition Services</b>	0	43	95	0	19	75
<b>Health Services</b>	0	39	86	0	25	71
<b>Employment &amp; Education</b>	0	46	91	0	22	86
<b>Family Services</b>	0	30	100	0	15	75

# Conclusions

- Service bundle scores provide a way to summarize the delivery of multiple services while attempting to accommodate the reality that interventions don't deliver everything to everyone—either by design, by need, or by implementation short falls.
- Results confirm that the SVORI programs differ widely
- Results also suggest that, overall, SVORI participants are more likely to receive more programs/services than comparable non-participants
- Offender data from the impact evaluation will be useful in determining how well these sites were able to match the individual treatment needs with appropriate services or programming

[www.svori-evaluation.org](http://www.svori-evaluation.org)